

Product Description Language – Oranges

Colour Plates for Packhouses

General Parameters

Lou Revelant
Brian Beattie
NSW Department of Primary Industries

Richard Bennett
Horticulture Australia Limited

Photography by F Scott AFIAP

Copyright 1995 Horticulture Australia Limited

ISBN Number:
0 7341 1209 2

Disclaimer:

All expressions of opinion are not to be regarded as expressing the opinion of Horticulture Australia Ltd or any authority of the Australian Government.

The Company and the Australian Government accept no responsibility for any of the opinions or the accuracy of the information contained in this report and readers should rely upon their own enquiries in making decisions concerning their own interests.

Published and distributed by:

Horticultural Australia Ltd

Level 1

50 Carrington Street

Sydney NSW 2000

Telephone: (02) 8295 2300

Fax: (02) 8295 2399

E-Mail: horticulture@horticulture.com.au

© Copyright 2005



Know-how for Horticulture™

Contents

Introduction

1. What is a Product Description Language?	page 3
2. What is this collection of photographs?	page 3
3. How to use these photographs	page 4

General Parameters

Shape	page 5
Colour	page 8
Regreening	page 11
Texture	page 14
Skin Thickness	page 17

Product Description Language – Oranges

1. What is a Product Description Language?

A Product Description Language (PDL) is a set of definitions used to describe a particular product. It focuses on the key quality attributes of the products, such as blemish, size, maturity, shape, etc, and describes them in a way which can be easily measured.

The language can be used by growers, packers, processors, marketers and retail customers to identify which quality attributes are important to them. It can then be used to identify which styles of quality attributes are either available to supply in the case of a packer / marketer, or acceptable to purchase in the case of a customer.

The same parameters can also be used to segment pack out information provided to grower – suppliers.

2. What is this collection of photographs?

Horticulture Australia Limited (HAL) and NSW Department of Primary Industries (NSW DPI) have produced this collection along with a Reference Guide which explains how to use the Product Description Language.

These photographs from the Reference Guide have been made available in response to packhouse operator requests. Trialists of the Reference Guide suggested that the photographs of the various styles described in the Guide could be of considerable use to packers on a day to day basis, by indicating the allowable styles for a particular order. They require the order specifications to be described in terms of the Product Description Language – Oranges.


3. How to use these photographs.

These colour plates can be used in much the same way as Standards Charts have been in the past, the difference being that the selection of colour plates relates to a customer specification rather than a no-choice standard.

The design of the colour plates requires the packhouse operator to provide a sturdy, poster-sized board on which the appropriate plates can be hung. This then needs to be displayed in a prominent position in the packhouse, obviously near where sorting and grading activities are carried out.

The negatives of each colour plate are also available from HAL should packers wish to design their own charts.

SHAPE




STYLE A

SHAPE




STYLE B

SHAPE




STYLE C

COLOUR



STYLE A

COLOUR




STYLE B

COLOUR




STYLE C

REGREENING




STYLE A

REGREENING




STYLE B

REGREENING




STYLE C

TEXTURE




STYLE A

TEXTURE




STYLE B

TEXTURE




STYLE C

SKIN THICKNESS




STYLE A

SKIN THICKNESS



STYLE B

SKIN THICKNESS



STYLE C